

















Detailed corporate and projects structure of the Zarubezhneft Group of companies




Upstream segment

-  49% JV "Vietsovetro" (Block 09-1)
-  49% Block 04-3
-  100% VRJ Petroleum Co (Block 09-3)
-  51% LLC "JC "RUSVIETPETRO"
-  40% Kharyaga PSA
-  100% Ulyanovskneftegaz LLC
-  100% Orenburgnefteotdacha JSC






Service and other assets segment

-  100% RMNTK Nefteotdacha JSC
-  100% Zarnestservice LLC
-  100% Zarubezhneftestroyontazh LLC
-  100% Arktikmorneftegazrazvedka JSC
-  70,3% VNIlneft LLC
-  60,1% Giprovostokneft JSC
-  100% Explon LLC

Geologic exploration projects

-  100% Block 12/11
-  100% Boca de Jaruco
-  100% Severo-Karasevskoye Petroleum Enterprise LLC

Downstream segment

-  100% OPTIMA Grupa d.o.o.
-  80% Brod Refinery A.D.
-  89% Modriča Motor Oil A.D.
-  80% Nestro Petrol A.D.
-  95% Neftegazincor JSC